

Type 15C, 10U - 19" Rackmount/Desktop, Vertical



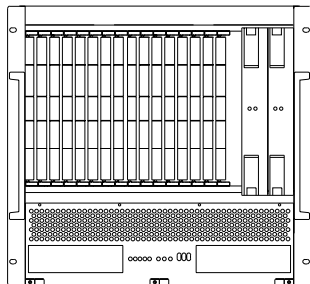
FEATURES:

- 19" Rackmount fully compliant to IEEE 1101.10/.11
- 10U x 84HP x 390mm (H x W x D)
- 8, 16 or 20 slot
- PICMG: 2.0, 2.16, 2.17, EXP.0 backplanes (H.110 optional)
- Cooling front to rear (3 x 100 CFM), independantly plug removable
- Advanced EMC shielding to meet CE, FCC and NEBS
- Wide range of PSU inputs (90 - 264 VAC, 48VDC)
- Wide range of PSU options: fix mount, plug in, N+1
- Shelf Management: PICMG 2.9, IPMI (optional)
- Ready to run - turnkey solution
- Removable NEBS-compliant air filter

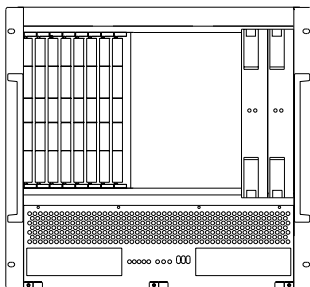
SCOPE OF SUPPLY

High quality 19" rackmount chassis platform consisting scratch resistant, powder coated alodined aluminum enclosures, high performance PICMG 2.0, 2.16, 2.17 backplane, power supply, cooling system and AC/DC power components. Assembled, wired and tested prior to shipment.

ORDERING INFORMATION

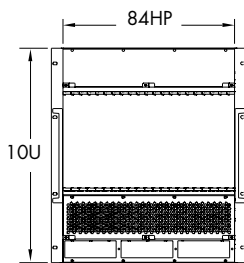


Description	Order Number
<ul style="list-style-type: none"> ■ 10U H x 84HP W x 390mm D ■ 16 slot, 6U x 160mm, front ■ 16 slot, 6U x 80mm, rear I/O ■ 16 slot BP, (PICMG 2.0, w/H.110) ■ 2 x 5.25" HH, devices ■ 3 x 100 CFM fans, front to rear cooling ■ 2 x 350W PSU - 6U, Plug removable, N+1 	15C16CC4A8Y3VP3X

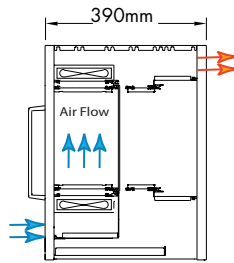


Description	Order Number
<ul style="list-style-type: none"> ■ 10U H x 84HP W x 390mm D ■ 8 slot, 6U x 160mm, front ■ 8 slot, 6U x 80mm, rear I/O ■ 6 slot BP, (PICMG 2.16, 2 x FS w/H.110) ■ 2 x 5.25" HH, devices ■ 3 x 100 CFM fans, front to rear cooling ■ 2 x 350W PSU - 6U, Plug removable, N+1 	15C08HC4A8Y3VP3X

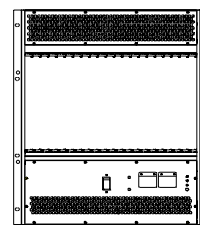
LINE DRAWINGS



Front View



Top View



Rear View

ENVIRONMENTAL

	Operating	Storage / Transit
Temperature:	0°C to +50°C	-20°C to +70°C
Altitude:	6000 ft. (1,829m)	50,000 ft. (15,240m)
Humidity:	5% to 95% Non condensing	5% to 95% Non condensing
Shock:	10 Gs @ 11ms	15 Gs @ 11ms (per ASTM 0775)
Vibration:	1.0 Gs @ 10 to 330 Hz	1.2 Gs @ 5 to 330 Hz
Agencies:	Designed to meet UL 1950, FCC Class A or B, CE	

CUSTOM CONFIGURATIONS

15C A 8 Y 3 V

NUMBER OF SLOTS

00-21: Single BP; AY-YA Split
 02 = 2 slot
 04 = 4 slot
 06 = 6 slot
 08 = 8 slot
 16 = 16 slot
 DD = 4+4
 FF = 6+6
 HH = 8+8

BP BARE BOARD

A = 6U Std, ATX, (RSS)
 B = 3U Rev. 2.0
 C = 6U H110
 D = 6U (LSS)
 E = 2.16, 1 x FS (no H.110)
 F = 2.16, 2 x FS (no H.110)
 H = 2.16, 2 x FS (w/ H.110)
 I = 2.16, 1 x FS (w/ H.110)
 L = PCIe (1 SS, 1 x type, 2 x type2)
 U = PCIe (1 SS, 1 x type1, 2 x type2, 2 cPCI)
 X = No BP installed
 Z = Custom

BP CONNECTOR

(CONFIGURATION: P1 - P5)

A = P1 & P2 S; No P3, P4, P5
 B = P1 S, P2 L; No P3, P4, P5
 C = P1, P2 & P4 S; P3 & P5 L
 D = P1 & P2 S; P3, P4, P5 L
 E = P1 S; P2, P3, P4, P5 L
 F = P1 & P4 S; P2, P3, P5 L
 G = P1 & P2 S; P3 L, no P4, P5
 H = 2 x PC: P1, P2 & P4 S; P3 & P5 L
 I = 2 x 47 PIN power
 X = No connectors
 Z = Custom

DRIVES

1 = 1 x 3.5"
 2 = 2 x 3.5"
 3 = 1 x 5.25" HH
 4 = 2 x 5.25" HH
 6 = 2 x 3.5", 1 x 5.25" HH
 7 = 1 x 3.5", 2 x 5.25" HH
 9 = 1 x 3.5", 1 x 5.25" HH
 A = 1 x 2.5", 1 x CDROM (SL)
 B = 2 x 2.5"
 X = Not Installed

HEIGHT

A = 10U

WIDTH

8 = 84 T

REAR I/O

Y = Yes

DEPTH

3 = 300 - 399mm

CARD ORIENTATION

V = Vertical

PSU INPUT

C = 90 - 230VAC (Fixed)
 E = 110/220VAC (2 x HS, N+1)
 G = 90 - 230VAC (Plug-in)
 H = 48VDC (Plug-in)
 K = 48VDC (Fixed)
 P = 90-230VAC (2 x HS, N+1)
 Q = 90-230VAC (3 x HS, N+1)
 R = 28VDC (Fixed)
 S = 48VDC (3 x HS, N+1)
 X = No PSU

PSU OUTPUT

(NOT ALL PSU COMBINATIONS AVAILABLE)

1 = 100 - 199 watts (w/o 3.3V)
 2 = 200 - 299 watts (w/o 3.3V)
 3 = 300 - 399 watts (w/o 3.3V)
 4 = 400 - 499 watts (w/o 3.3V)
 5 = 500 - 599 watts (w/o 3.3V)
 J = 1000 - 1099 watts (w 3.3V)
 L = 1200 - 1299 watts (w 3.3V)
 M = 1300 - 1399 watts (w 3.3V)
 O = 1500 - 1599 watts (w 3.3V)
 X = Not Installed

VOLTAGE I/O

3 = 3.3V (Default)
 5 = 5V
 X = Not Installed