

Type 11C, 9U - 19" Rackmount, Vertical



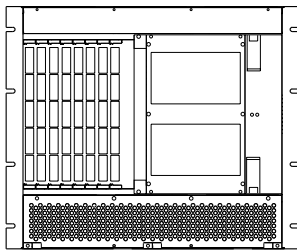
FEATURES:

- 19" Rackmount fully compliant to IEEE 1101.10/.11
- 9U x 84HP x 290mm (H x W x D)
- 4, 6, 8 or 16-slot
- PICMG: 2.0, 2.16, EXP.0 backplanes (H.110 optional)
- Cooling front to rear
- Advanced EMC shielding to meet CE, FCC and NEBS
- Wide range of PSU inputs (90 - 264 VAC, 48VDC)
- Wide range of PSU options: fix mount, plug in, N+1
- Shelf Management: PICMG 2.9, IMPI (optional)
- Ready to run - turnkey solution

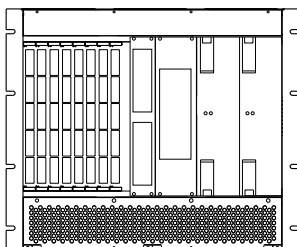
SCOPE OF SUPPLY

High quality 19" rackmount chassis platform consisting of pre-galvanized steel enclosures, high performance CPCI backplane, power supply, cooling system and AC/DC power components. Assembled, wired and tested prior to shipment.

ORDERING INFORMATION

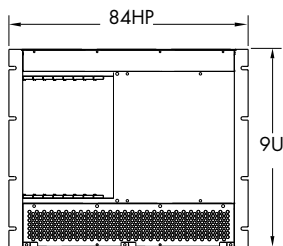


Description	Order Number
<ul style="list-style-type: none"> ■ 9U H x 84HP W x 290mm D ■ 8 slot, 6U x 160mm, front ■ 8 slot, 6U x 80mm, rear I/O ■ 8 slot BP, (PICMG 2.0, no/H.110) ■ 4 x 5.25"HH, devices ■ 3 x 90 CFM fans, bottom to top cooling ■ 1 x 350W PSU - 6U, Plug removable 	11C08AD598Y2VG3X

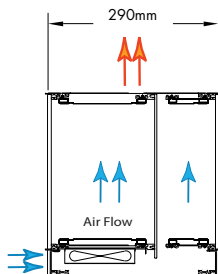


Description	Order Number
<ul style="list-style-type: none"> ■ 9U H x 84HP W x 290mm D ■ 8 slot, 6U x 160mm, front ■ 8 slot, 6U x 80mm, rear I/O ■ 8 slot BP, (PICMG 2.16, 2 x FS, w/H.110) ■ 1 x 5.25"HH, 2 x 3.5" devices ■ 3 x 90 CFM fans, front to rear cooling ■ 2 x 350W PSU - 6U, Plug removable, N+1 	11C08HC698Y2VP3X

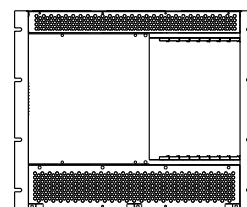
LINE DRAWINGS



Front View



Side View



Rear View

ENVIRONMENTAL

	Operating	Storage / Transit
Temperature:	0°C to +50°C	-20°C to +70°C
Altitude:	6000 ft. (1,829m)	50,000 ft. (15,240m)
Humidity:	5% to 95% Non condensing	5% to 95% Non condensing
Shock:	10 Gs @ 11ms	15 Gs @ 11ms (per ASTM 0775)
Vibration:	1.0 Gs @ 10 to 330 Hz	1.2 Gs @ 5 to 330 Hz
Agencies:	Designed to meet UL 1950, FCC Class A or B, CE	

CUSTOM CONFIGURATIONS



- NUMBER OF SLOTS
 - 00-21: Single BP; AY-YA Split
 - 02 = 2 slot
 - 04 = 4 slot
 - 05 = 5 slot
 - 06 = 6 slot
 - 08 = 8 slot
 - 16 = 16 slot
 - DD = 4+4
 - FF = 6+6
 - HH = 8+8

- BP BARE BOARD
 - A = 6U Std, ATX, (RSS)
 - B = 3U Rev. 2.0
 - C = 6U H110
 - D = 6U (LSS)
 - E = 2.16, 1 x FS (no H.110)
 - F = 2.16, 2 x FS (no H.110)
 - H = 2.16, 2 x FS (w/ H.110)
 - I = 2.16, 1 x FS (w/ H.110)
 - J = 2.17, 1 x FS (no H.110)
 - L = CPCle (1 SS, 1 x type, 2 x type2)
 - U = CPCle (1 SS, 1 x type1, 2 x type2, 2 cPCI)
 - X = No BP installed
 - Z = Custom

- BP CONNECTOR
(CONFIGURATION: P1 - P5)
 - A = P1 & P2 S; No P3, P4, P5
 - B = P1 S, P2 L; No P3, P4, P5
 - C = P1, P2 & P4 S; P3 & P5 L
 - D = P1 & P2 S; P3, P4, P5 L
 - E = P1 S; P2, P3, P4, P5 L
 - F = P1 & P4 S; P2, P3, P5 L
 - G = P1 & P2 S; P3 L, no P4, P5
 - H = 2 x PC: P1, P2 & P4 S; P3 & P5 L

- I = 2 x 47 PIN power
- X = No connectors
- Z = Custom
- DRIVES
 - 1 = 1 x 3.5"
 - 2 = 2 x 3.5"
 - 3 = 1 x 5.25" HH
 - 4 = 2 x 5.25" HH
 - 5 = 4 x 5.25" HH
 - 6 = 2 x 3.5", 1 x 5.25" HH
 - 7 = 1 x 3.5", 2 x 5.25" HH
 - 8 = 2 x 3.5", 2 x 5.25" HH
 - 9 = 1 x 3.5", 1 x 5.25" HH
 - A = 1 x 2.5", 1 x CDROM (SL)
 - B = 2 x 2.5"
 - X = Not Installed

- HEIGHT
 - 9 = 9U

- WIDTH
 - 8 = 84 T

- REAR I/O
 - Y = Yes

- DEPTH
 - 2 = 200 - 299mm
 - 3 = 300 - 399mm

- CARD ORIENTATION
 - V = Vertical

- PSU INPUT
 - C = 90 - 230VAC (Fixed)
 - E = 110/220VAC (2 x HS, N+1)
 - G = 90 - 230VAC (Plug-in)
 - H = 48VDC (Plug-in)
 - K = 48VDC (Fixed)
 - M = 48VDC (2 x HS, N+1)
 - P = 90-230VAC (2 x HS, N+1)
 - Q = 90-230VAC (3 x HS, N+1)
 - R = 28VDC (Fixed)
 - S = 48VDC (3 x HS, N+1)
 - X = No PSU

- PSU OUTPUT
(NOT ALL PSU COMBINATIONS AVAILABLE)
 - 1 = 100 - 199 watts (w/o 3.3V)
 - 2 = 200 - 299 watts (w/o 3.3V)
 - 3 = 300 - 399 watts (w/o 3.3V)
 - 5 = 500 - 599 watts (w/o 3.3V)
 - 6 = 600 - 699 watts (w/o 3.3V)
 - 7 = 700 - 799 watts (w/o 3.3V)
 - J = 1000 - 1099 watts (w 3.3V)
 - K = 1100 - 1199 watts (w 3.3V)
 - L = 1200 - 1299 watts (w 3.3V)
 - O = 1500 - 1599 watts (w 3.3V)
 - X = Not Installed

- VOLTAGE I/O
 - 3 = 3.3V (Default)
 - 5 = 5V
 - X = Not Installed