

Type 32 desk top case

Basic construction

- Desktop case as horizontal or vertical (tower) construction as well as keyboard case
- Easy maintenance
- Bezel, bottom and top covers are non-load-bearing
- All additional parts can be mounted on the depth extrusions

Material and scope of delivery

Depth extrusions, aluminium powder-coated in stone-grey

Bezel, aluminum powder-coated in stone-grey

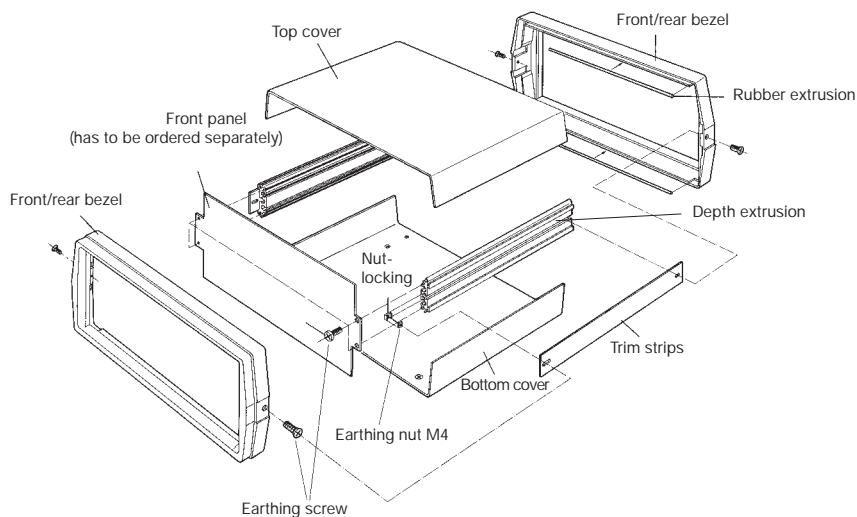
Trim strips, 1.5 mm Sinaplast light grey

Top/bottom cover, 1.5 mm Sinaplast light grey

Complete case in kit form



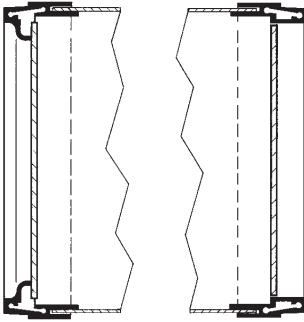
Horizontal basic construction



1 mm = 0.0394 inch, 1 inch = 25.4 mm

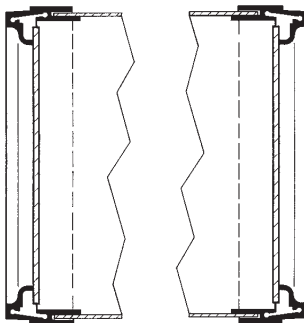
Type 32 desk top case

Horizontal basic construction with front and rear bezel



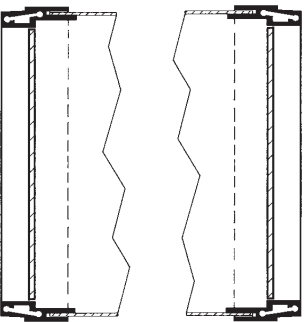
Height	Depth C		Width		
	mm	inch	42HP	63HP	84HP
2U	260	10.23	32-01212-1.	32-01222-1.	-
	340	13.38	32-01213-1.	32-01223-1.	-
	420	16.53	-	32-01224-1.	-
3U	260	10.23	32-01312-1.	32-01322-1.	-
	340	13.38	32-01313-1.	32-01323-1.	32-01343-1.
	420	16.53	-	32-01324-1.	32-01344-1.
	500	19.68	-	-	32-01345-1.
4U	260	10.23	-	32-01422-1.	32-01442-1.
	340	13.38	32-01413-1.	32-01423-1.	32-01443-1.
	420	16.53	-	32-01424-1.	32-01444-1.
	500	19.68	-	-	32-01445-1.
6U	260	10.23	-	-	-
	340	13.38	-	32-01623-1.	-
	420	16.53	-	32-01624-1.	32-01644-1.
	500	19.68	-	-	-

Horizontal basic construction with 2 front bezels



Height	Depth C		Width		
	mm	inch	42HP	63HP	84HP
2U	260	10.23	32-02212-1.	32-02222-1.	-
	340	13.38	32-02213-1.	32-02223-1.	-
	420	16.53	-	32-02224-1.	-
3U	260	10.23	32-02312-1.	32-02322-1.	-
	340	13.38	32-02313-1.	32-02323-1.	32-02343-1.
	420	16.53	-	32-02324-1.	32-02344-1.
	500	19.68	-	-	32-02345-1.
4U	260	10.23	-	32-02422-1.	32-02442-1.
	340	13.38	32-02413-1.	32-02423-1.	32-02443-1.
	420	16.53	-	32-02424-1.	32-02444-1.
	500	19.68	-	-	32-02445-1.
6U	260	10.23	-	-	-
	340	13.38	-	32-02623-1.	-
	420	16.53	-	32-02624-1.	32-02644-1.
	500	19.68	-	-	-

Horizontal basic construction with 2 rear bezels



Height	Depth C		Width		
	mm	inch	42HP	63HP	84HP
2U	260	10.23	32-03212-1.	32-03222-1.	-
	340	13.38	32-03213-1.	32-03223-1.	-
	420	16.53	-	32-03224-1.	-
3U	260	10.23	32-03312-1.	32-03322-1.	-
	340	13.38	32-03313-1.	32-03323-1.	32-03343-1.
	420	16.53	-	32-03324-1.	32-03344-1.
	500	19.68	-	-	32-03345-1.
4U	260	10.23	-	32-03422-1.	32-03442-1.
	340	13.38	32-03413-1.	32-03423-1.	32-03443-1.
	420	16.53	-	32-03424-1.	32-03444-1.
	500	19.68	-	-	32-03445-1.
6U	260	10.23	-	-	-
	340	13.38	-	32-03623-1.	-
	420	16.53	-	32-03624-1.	32-03644-1.
	500	19.68	-	-	-

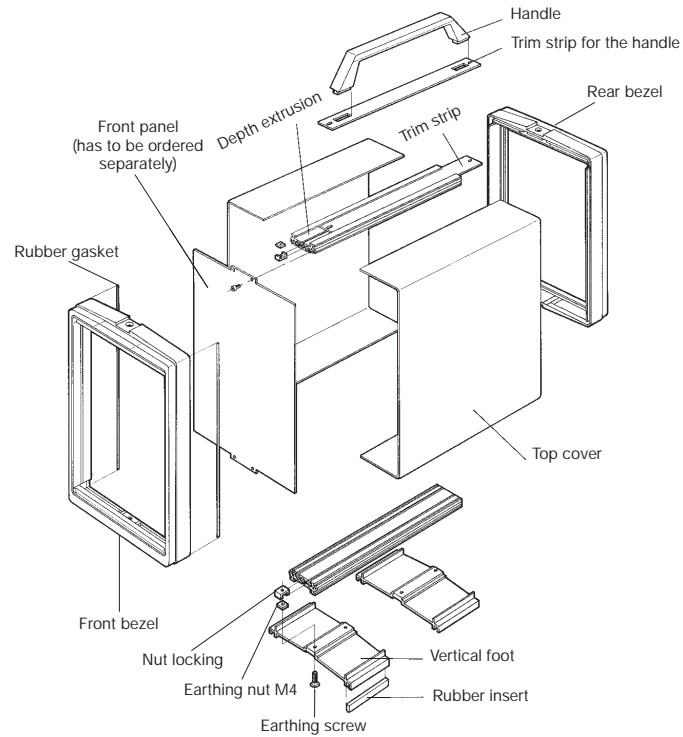
Part code: 32-xxxx-1. for version




- 0 = unperforated
- 1 = top cover perforated
- 2 = bottom cover perforated
- 3 = top and bottom cover perforated

Type 32 desk top case

Vertical basic construction



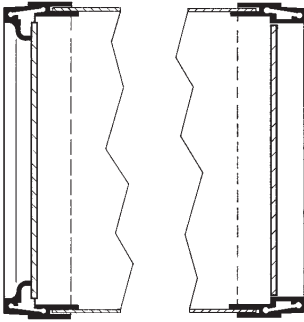
Keyboard case (horizontal basic construction)



The keyboard housing is made of reaction-injection-moulded polystyrene (RIM/UL94V-0), has a textured silicone-free coating finish in light grey and is partly recessed in the front panel when fitted to the case. It is opened for use at the push of a button. For greater convenience the keyboard housing can be fully detached from the case.

Type 32 desk top case

Vertical basic construction with front and rear bezel



Height	Depth C		Width			
			63HP		84HP	
	mm	inch	with handle	without handle	with handle	without handle
3U	340	13.38	32-09323-1.	32-10323.1.	32-09343-1.	32-10343-1.
	420	16.53	32-09324-1.	32-10324-1.	32-09344-1.	32-10344-1.
4U	340	13.38	32-09423-1.	32-10423-1.	32-09443-1.	32-10443-1.
	420	16.53	32-09424-1.	32-10424-1.	32-09444-1.	32-10444-1.
6U	420	16.53	-	-	32-09644-1.	32-10644-1.

Part code: 32-xxxx-1. for version



0 = unperforated

1 = perforated

Keyboard case (horizontal basic construction)

Width	Height	Depth	
		340 mm 13.38"	420 mm 16.53"
63HP	4U	32-04423-1.	32-04424-1.
84HP	4U	32-04443-1.	32-04444-1.

Part code: 32-xxxx-1. for version



0 = unperforated

1 = top cover perforated

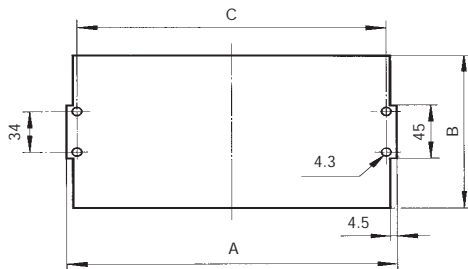
2 = bottom cover perforated

3 = top and bottom cover perforated

Type 32 desk top case

Front panel type 32

Aluminum 3 mm, anodized



Height	Width		
	42HP	63HP	84HP
2U	32-25210-00	32-25220-00	-
3U	32-25310-00	32-25320-00	32-25340-00
4U	32-25410-00	32-25420-00	32-25440-00
6U	-	32-25620-00	32-25640-00

incl. fixing material

Width	42HP			63HP				84HP		
	2U	3U	4U	2U	3U	4U	6U	3U	4U	6U
A	241.44	241.44	241.44	348.12	348.12	348.12	348.12	454.80	454.80	454.80
B	84.55	129.00	173.45	84.55	129.00	173.45	262.35	129.00	173.45	262.35
C	232.44	232.44	232.44	339.12	339.12	339.12	339.12	445.80	445.80	445.80

Eurocard mounting set with full-length side panels



In the case of portable units or heavy assemblies the side panels should be fitted to the depth extrusions using the **mounting brackets**.

Height	Case depth		Width		
	mm	inch	42HP	63HP	84HP
3U	340	13.38	32-21314-0	32-21324-0	32-21344-0
	420	16.53	-	32-21325-0	32-21345-0
	500	19.68	-	-	32-21346-0
4U	340	13.38	32-21414-0	32-21424-0	32-21444-0
	420	16.53	-	32-21425-0	32-21445-0
	500	19.68	-	32-21426-0	32-21446-0
4U 3U + rest	340	13.38	32-21414-.1	32-21424-.1	32-21444-.1
	420	16.53	-	32-21425-.1	32-21445-.1
	500	19.68	-	32-21426-.1	32-21446-.1
6U	340	13.38	-	32-21624-0	-
	420	16.53	-	32-21625-0	32-21645-0
	500	19.68	-	-	-
Keyboard case 4U	340	13.38	-	32-21427-0	32-21447-0
	420	16.53	-	32-21428-0	32-21448-0
	500	19.68	-	32-21429-0	32-21449-0
Keyboard case 4U 3U + rest	340	13.38	-	32-21427-.1	32-21447-.1
	420	16.53	-	32-21428-.1	32-21448-.1
	500	19.68	-	32-21429-.1	32-21449-.1

Tapped strips have to be ordered separately (page 57)

Part code: 32-xxxx-... for mounting



3 = DIN 41612 (66-140/66-190)

6 = backplane (66-112/66-192)

Full-length side panels as single items

Aluminum 2 mm, raw

Case depth	Height			for keyboard case
	mm	inch	4U	
340	13.38		32-460	32-472
420	16.53		32-475	32-473
500	19.68		32-476	32-474

1 mm = 0.0394 inch, 1 inch = 25.4 mm

Type 32 desk top case

Tapped strips

Part	Packing unit	Part No.
M2.5 42HP	10 pcs.	63-057
M2.5 63HP	10 pcs.	63-062
M2.5 84HP	10 pcs.	63-089
M3 42HP	10 pcs.	63-064
M3 63HP	10 pcs.	63-069
M3 84HP	10 pcs.	63-068

Mounting bracket

Sheet steel 1.5 mm, galvanized



	Case height	Part No.
Mounting bracket, 1 piece	3U	32-524
Mounting bracket, 1 piece	4U	32-525
Mounting bracket, 1 piece	6U	32-526

Fixing material

Part	Part No.
for 1 mounting bracket	63-335

Mounting chassis



Mounted on depth extrusions

Aluminum 2 mm, raw

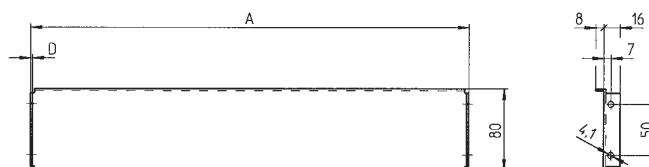
Height	Depth C		Width		
	mm	inch	42HP	63HP	84HP
2U/3U	120	4.72	32-23311-00	-	-
	180	7.08	32-23312-00	32-23322-00	32-23342-00
	240	9.44	32-23313-00	32-23323-00	32-23343-00
	300	11.81	32-23314-00	32-23324-00	32-23344-00
	360	14.17	-	32-23325-00	32-23345-00
4U/6U	180	7.08	-	-	32-23642-00
	240	9.44	-	-	32-23643-00
	300	11.81	-	32-23624-00	32-23644-00
	360	14.17	-	32-23625-00	32-23645-00

Mounted on full-length side panels

Depth 80

Frame width	A mm	inch	D mm	inch	Part No.
84HP	431.5	17.26	2.0	0.08	14-832-50

incl. fixing material



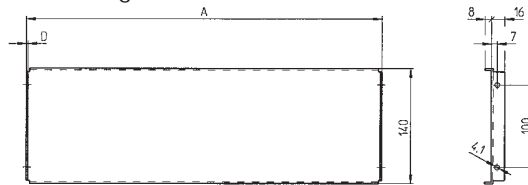
1 mm = 0.0394 inch, 1 inch = 25.4 mm

Type 32 desk top case

Depth 140

Frame width	A mm	inch	D mm	inch	Part No.
42HP	218.2	8.73	1.5	0.06	14-833-50
63HP	324.9	12.9	1.5	0.06	14-834-50
84HP	431.5	17.26	2.0	0.08	14-836-50

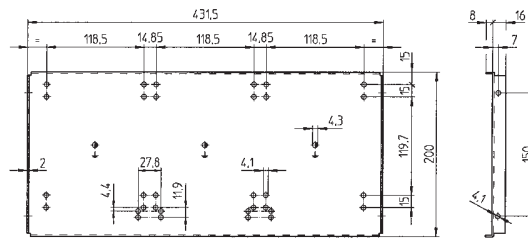
incl. fixing material



Depth 200

Frame width	Part No.
84HP	14-840-50

incl. fixing material



Handle



Stone-grey

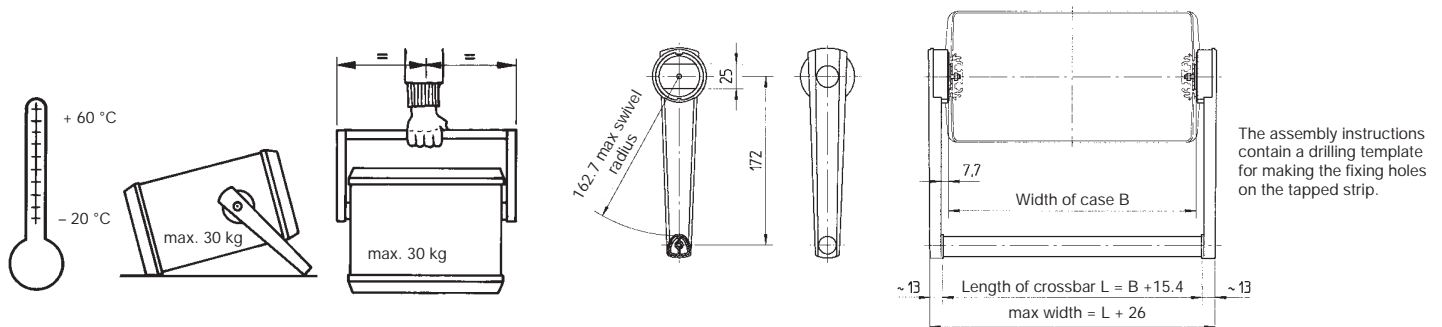
Width	L mm	inch	B mm	inch	Part No.
42HP	266.44	10.65	251.04	10.04	32-590-51
63HP	373.12	14.92	357.72	14.30	32-590-52
84HP	479.80	19.19	464.40	18.57	32-590-54

incl. fixing material and assembly instructions

Black

Width	L mm	inch	B	inch	Part No.
42HP	266.44	10.65	251.04	10.04	32-590-61
63HP	373.12	14.92	357.72	14.30	32-590-62
84HP	479.80	19.19	464.40	18.57	32-590-64

incl. fixing material and assembly instructions

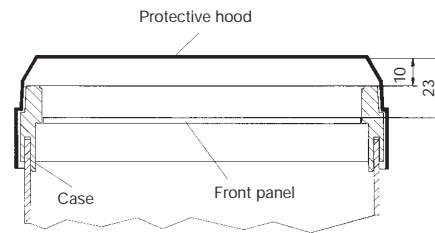


Type 32 desk top case

Protective hood



Height	Width		
	42HP	63HP	84HP
2U	–	32-482	–
3U	32-484	32-485	32-486
4U	–	32-488	32-489



Feet



Case height	stone-grey	grey	black
2U	32-547	32-527	–
3U/4U/6U	32-548	32-528	32-530

incl. fixing material and assembly instructions

For use on front and rear bezel,
protrude approx. 10 mm (0.4")

Foot/cable set (stone-grey)



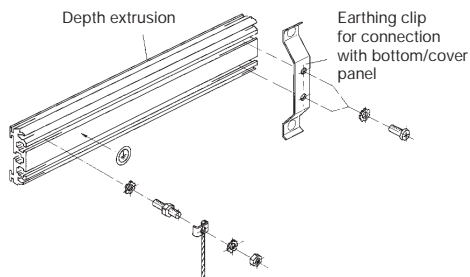
	3U	4U
Part No.	32-518-17	32-518-18

incl. fixing material

Drilling template for foot/cable clamp

	3U	4U
Part No.	61-540	61-541

Earthing set

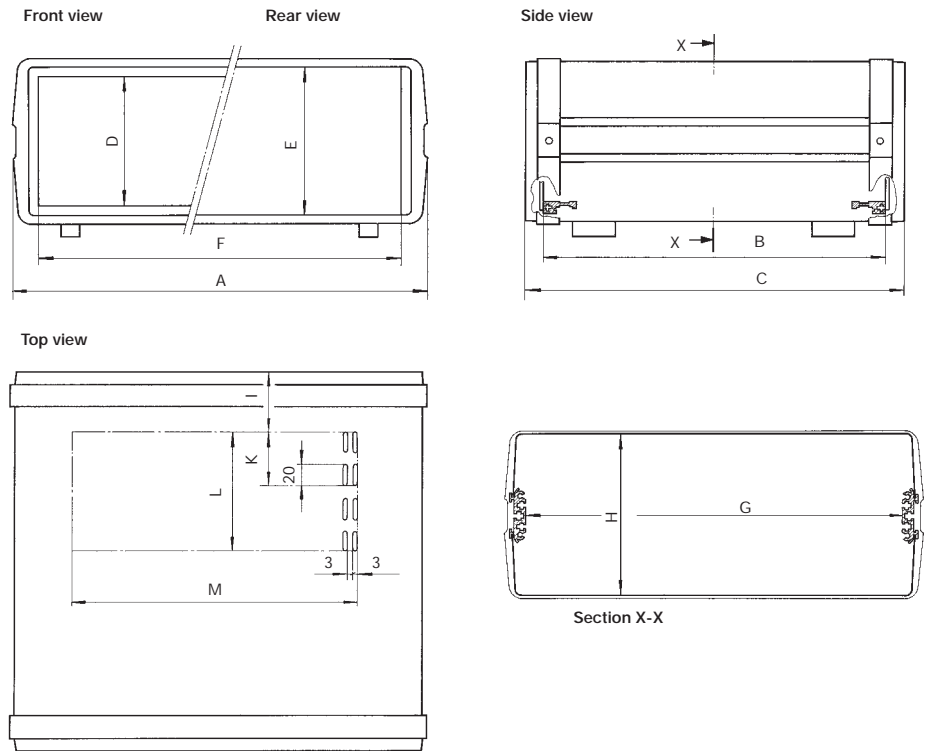


Part	Part No.
Earthing set	32-521

Type 32 desk top case

Line drawings

Horizontal basic construction

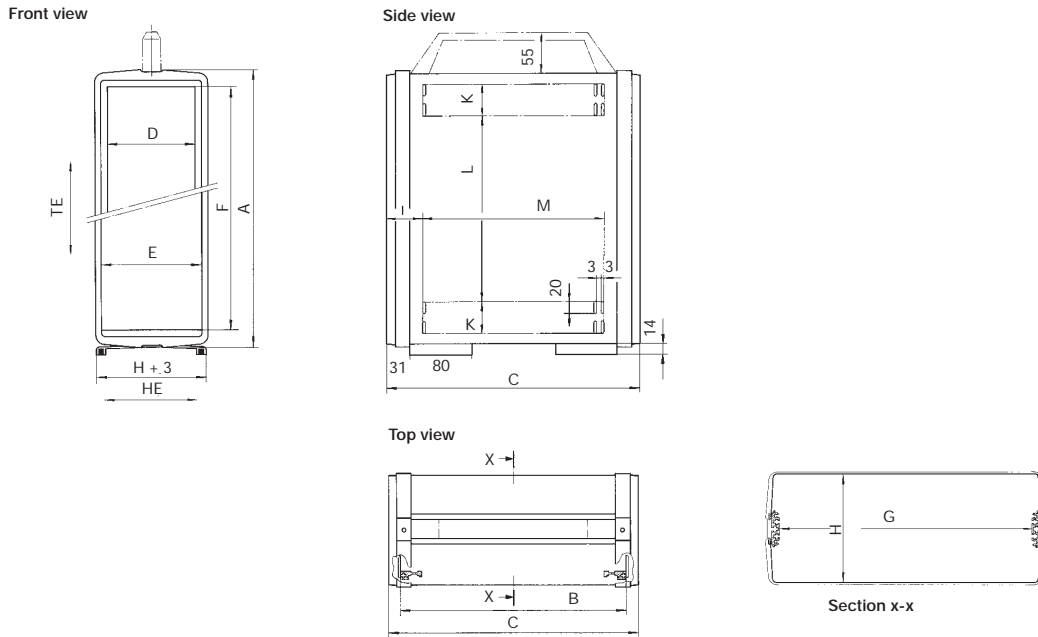


U	HP	Overall width		Max. usable depth		Overall depth		Accept. dims.		Accept. dims.		Accept. dims.		Intern. width		Intern. height		Ventilation slits							
		A mm	in.	B mm	in.	C mm	in.	D mm	in.	E mm	in.	F mm	in.	G mm	in.	H mm	in.	I mm	in.	K mm	in.	L mm	in.	M mm	in.
2	42	260	10.23	229	9.01	260	10.23	68.4	2.69	85	3.34	214	8.42	222.44	8.75	94.25	3.71	53	2.08	50	1.96	-	189	7.44	
				309	12.16	340	13.38													50	1.96	-			
				389	15.31	420	16.53													-	-	110			4.33
3	42	260	10.23	229	9.01	260	10.23	112.9	4.44	129.5	5.09	214	8.42	222.44	8.75	138.70	5.46	53	2.08	50	1.96	-	189	7.44	
				309	12.16	340	13.38													50	1.96	-			
				389	15.31	420	16.53													-	-	110			4.33
3	63	366	14.40	229	9.01	260	10.23	112.9	4.44	129.5	5.09	320.6	12.62	329.12	12.95	138.70	5.46	53	2.08	50	1.96	-	285	11.22	
				309	12.16	340	13.38													50	1.96	-			
				389	15.31	420	16.53													-	-	110			4.33
3	84	473	18.62	309	12.16	340	13.38	112.9	4.44	129.5	5.09	427.3	16.82	435.80	17.15	138.70	5.46	53	2.08	50	1.96	-	405	15.94	
				389	15.31	420	16.53													-	-	110			4.33
				469	18.46	500	19.68													-	-	110			4.33
4	42	260	10.23	309	12.16	340	13.38	157.3	6.19	173.9	6.84	214	8.42	222.44	8.75	183.15	7.21	53	2.08	50	1.96	-	189	7.44	
				309	12.16	340	13.38													50	1.96	-			
				389	15.31	420	16.53													-	-	110			4.33
4	63	366	14.40	229	9.01	260	10.23	157.3	6.19	173.9	6.84	320.6	12.62	329.12	12.95	183.15	7.21	53	2.08	50	1.96	-	285	11.22	
				309	12.16	340	13.38													50	1.96	-			
				389	15.31	420	16.53													-	-	110			4.33
4	84	473	18.62	309	12.16	340	13.38	157.3	6.19	173.9	6.84	427.3	16.82	435.80	17.15	183.15	7.21	53	2.08	50	1.96	-	405	15.94	
				389	15.31	420	16.53													-	-	110			4.33
				469	18.46	500	19.68													-	-	110			4.33
6	63	367	14.44	309	12.16	340	13.38	246.2	9.69	262.8	10.34	320.6	12.62	329.12	12.95	272.05	10.71	53	2.08	50	1.96	-	285	11.22	
				389	15.31	420	16.53													-	-	110			4.33
				389	15.31	420	16.53													-	-	110			4.33
6	84	474	18.66	389	15.31	420	16.53	246.2	9.69	262.8	10.34	427.3	16.82	435.80	7.15	272.05	10.71	53	2.08	-	-	110	4.33	405	15.94
				389	15.31	420	16.53													-	-	110	4.33		
				389	15.31	420	16.53													-	-	110	4.33		

1 mm = 0.0394 inch, 1 inch = 25.4 mm

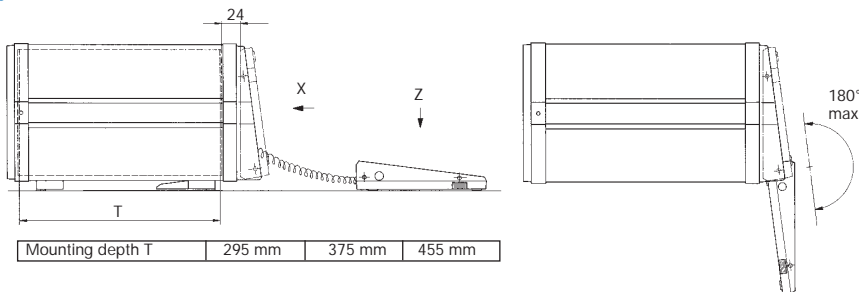
Type 32 desk top case

Vertical basic construction

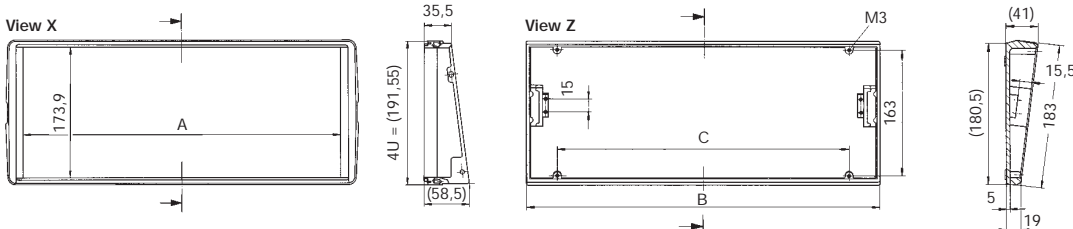


U	HP	Overall height A mm in.	Max. usable depth B mm in.	Depth C mm in.	Accept. dims.			Internal height G mm in.	Internal width H mm in.	Ventilation slits			
					D mm in.	E mm in.	F mm in.			I mm in.	K mm in.	L mm in.	M mm in.
3	63	366 14.40	309 12.16 389 15.16	340 13.38 420 16.53	112.9 4.44	129.5 5.09	320.6 12.62	329.12 12.95	138.70 5.46	39.5 1.55 43.5 1.71	50 1.96	220.8 8.69	261 10.27 333 13.11
	84	473 18.62	309 12.16 389 15.31	340 13.38 420 16.53	112.9 4.44	129.5 5.09	427.3 16.82	435.80 17.15	138.70 5.46	39.5 1.55 43.5 1.71	50 1.96	327.3 12.88	261 10.27 333 13.11
4	63	366 14.40	309 12.16 389 15.31	340 13.38 420 16.53	157.3 6.19	173.9 6.84	320.6 12.62	329.12 12.95	183.15 7.21	39.5 1.55 43.5 1.71	50 1.96	220.8 8.69	261 10.27 333 13.11
	84	473 18.62	309 12.16 389 15.31	340 13.38 420 16.53	157.3 6.19	173.9 6.84	427.3 16.82	435.80 17.15	183.15 7.21	39.5 1.55 43.5 1.71	50 1.96	327.3 12.88	261 10.27 333 13.11
6	84	473 18.62	389 15.31	420 16.53	246.2 9.69	262.8 10.34	427.3 16.82	435.80 17.15	272.05 10.71	43.5 1.71	50 1.96	327.3 12.88	333 13.11

Keyboard case (horizontal basic construction)



4U	A mm in.	B mm in.	C mm in.
63HP	320.6 12.82	337.3 13.5	257.3 10.3
84HP	427.3 17.0	444 17.76	364 14.56



Required front-panel dimensions
 Height = 169.8 mm
 Width 63T = 325.1 mm
 84T = 431.8 mm