

# VITA System 12 Vertical Enclosure, Long (7U)



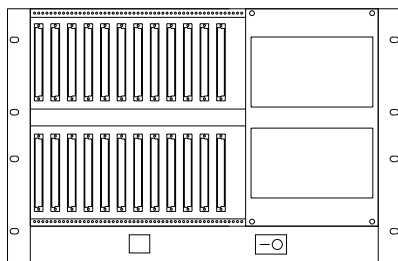
## FEATURES:

- 19" Rackmount fully compliant to Eurocard and IEEE standards
- 7U x 84HP x 20" (H x W x D)
- 6U vertical card mounting
- 2 to 21 slot VITA-Based System Platforms (VME, VME64x, VPX, VXS, VXI)
- Advanced EMC shielding to meet CE and FCC
- Cooling bottom to top
- Wide range of PSU inputs (90 - 264 VAC, 48 VDC)
- Fixed-mount or front pluggable PSUs with redundant hot swap options
- System monitoring for DC voltages, fan fail and over temp (optional)
- Connector options: 3 Row (96 PIN), 5 Row (160 PIN), 5 Row + PO, RT-2
- Ready to run - turnkey solution

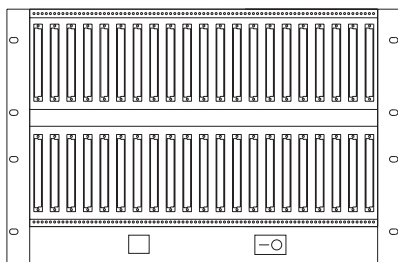
## SCOPE OF SUPPLY

High quality 19" rackmount chassis platform consisting of alodined aluminum enclosures, high performance VITA System, power supply, cooling system and AC/DC power components. Assembled, wired and tested prior to shipment.

## ORDERING INFORMATION

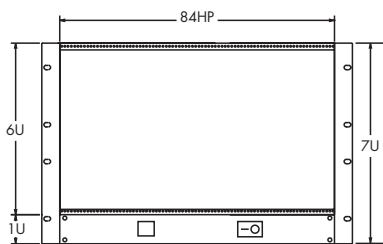


Description	Order Number
<ul style="list-style-type: none"> <li>■ 12.25"(H) x 17"(W) x 19.68"(D)</li> <li>■ Holds 12, 6U x 160mm Cards</li> <li>■ 12 Slot VME or VME64x Backplane</li> <li>■ 4 x 5.25" HH Devices</li> <li>■ 2 x 114 CFM Fans</li> <li>■ 500W: +5V/80A; +12V/12A; 12V/4A, or 600W: +5V/75A; +12V/12A; -12V/4A; 3.3V/40A</li> <li>■ Rear I/O (Not plug-in)</li> </ul>	12V12MM578Y5VC51 <b>VME</b>
	12V12OP578Y5VCF1 <b>64X</b>

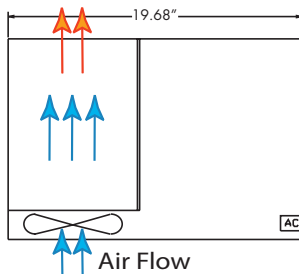


Description	Order Number
<ul style="list-style-type: none"> <li>■ 12.25"(H) x 17"(W) x 19.68"(D)</li> <li>■ Holds 21, 6U x 160mm Cards</li> <li>■ 21 Slot VME or VME64x Backplane</li> <li>■ No Device Mounting</li> <li>■ 3 x 90 CFM Fans</li> <li>■ 750W: 5V/120A; +12V/12A; -12V/10A, or 800W: +5V/120A; +12V/12A; -12V/10A; 3.3V/40A</li> <li>■ Rear I/O (Not plug-in)</li> </ul>	12V21MMX78Y5VC71 <b>VME</b>
	12V21OPX78Y5VCH1 <b>64X</b>

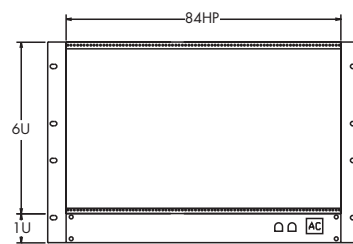
## LINE DRAWINGS



Front View



Right Side View



Rear View

## ENVIRONMENTAL

	Operating	Storage / Transit
<b>Temperature:</b>	0°C to +50°C	-20°C to +70°C
<b>Altitude:</b>	6000 ft. (1,829m)	50,000 ft. (15,240m)
<b>Humidity:</b>	5% to 95% Non condensing	5% to 95% Non condensing
<b>Shock:</b>	10 G's @ 11ms	15 G's @ 11ms (per ASTM 0775)
<b>Vibration:</b>	1.0 G's @ 10 to 330 Hz	1.2 G's @ 5 to 330 Hz
<b>Agencies:</b>	Designed to meet UL 1950, FCC, A, B, CE	
<b>Weight:</b>	Approx: 30 lbs	

## CUSTOM CONFIGURATIONS

12 V      7 8  5 V

- NUMBER OF SLOTS  
00-21: Single BP; AY-YA: Split  
Example 7 slot = 07  
Example 12 + 9 = 11

- BP BARE BOARD  
K = VITA 31.1  
L = VXS (Dual Star)  
M = V64, J12 mono, 3 row  
N = VME64x, 6U  
O = VME64x, 7U  
P = VPX, 6U (VITA 46)  
W = VPX, 3U (VITA 46)  
Q = J1 only  
R = J1/J2 Separate  
S = VXS (Star)  
T = VXS (Mesh)  
V = JO  
X = No BP Installed  
Y = Hybrid  
Z = Custom

- BP CONNECTOR  
(CONFIGURATION J1/J2/PO)  
L = 5 row, RT-2 PO & SW  
M = 3 row, J1 flush, J2 13mm  
N = 3 row, J1/J2, 17mm  
O = 5 row, w/o PO  
P = 5 row, w/ PO  
Q = 3 row, 13mm  
R = 3 row, 17mm  
S = RT-2 (JO-J6) 6U  
U = RT-2 (JO-J2) 3U  
X = No Connectors  
Y = Hybrid  
Z = Custom

- DRIVES  
1 = 1 x 3.5"  
2 = 2 x 3.5"  
3 = 1 x 5.25" HH  
4 = 2 x 5.25" HH  
5 = 4 x 5.25" HH  
6 = 2 x 3.5", 1 x 5.25" HH  
7 = 1 x 3.5", 2 x 5.25" HH  
8 = 2 x 3.5", 2 x 5.25" HH  
9 = 1 x 3.5", 1 x 5.25" HH  
A = 1 x 2.5", 1 x CDR (SL)  
B = 2 x 2.5"  
C = 6 x 5.25" HH  
D = 1 x slim line CDROM  
X = No Mounting

- HEIGHT  
7 = 7U

- WIDTH  
3 = 32 T  
6 = 63 T  
8 = 84 T

- REAR I/O  
N = No  
Y = Yes

- DEPTH  
5 = 500mm - 599mm

- CARD ORIENTATION  
V = Vertical

- PSU INPUT  
A = 110/220VAC (Plug-in)  
C = 90-230VAC (Fixed)  
E = 110/220VAC (2xHS, N+1)  
G = 90-230VAC (Plug-in)

- H = 48VDC (Plug-in)  
K = 48VDC (Fixed)  
M = 48VDC (2xHS, N+1)  
N = 28VDC (Fixed)  
O = 28VDC (2xHS, N+1)  
P = 90-230VAC (2xHS, N+1)  
X = No PSU

- PSU OUTPUT  
(NOT ALL PSU COMBINATIONS AVAILABLE)  
1 = 100 - 199 watts (w/o 3.3V)  
2 = 200 - 299 watts (w/o 3.3V)  
3 = 300 - 399 watts (w/o 3.3V)  
4 = 400 - 499 watts (w/o 3.3V)  
5 = 500 - 599 watts (w/o 3.3V)  
6 = 600 - 699 watts (w/o 3.3V)  
7 = 700 - 799 watts (w/o 3.3V)  
8 = 800 - 899 watts (w/o 3.3V)  
9 = 900 - 999 watts (w/o 3.3V)  
A = 100 - 199 watts (w 3.3V)  
B = 200 - 299 watts (w 3.3V)  
C = 300 - 399 watts (w 3.3V)  
D = 400 - 499 watts (w 3.3V)  
E = 500 - 599 watts (w 3.3V)  
F = 600 - 699 watts (w 3.3V)  
G = 700 - 799 watts (w 3.3V)  
H = 800 - 899 watts (w 3.3V)  
I = 900 - 999 watts (w 3.3V)  
J = 1000 - 1099 watts (w 3.3V)  
K = 1100 - 1199 watts (w 3.3V)  
L = 1200 - 1299 watts (w 3.3V)  
M = 1300 - 1399 watts (w 3.3V)  
N = 1400 - 1499 watts (w 3.3V)  
X = Not Installed

- SHIELDING LEVEL  
0 = Level 0  
1 = Level 1  
2 = Level 2  
X = Not Installed