

16 15 14 13 12 11 10 9 8 7 6 5 4 3 2 1

J I H G F E D C B A

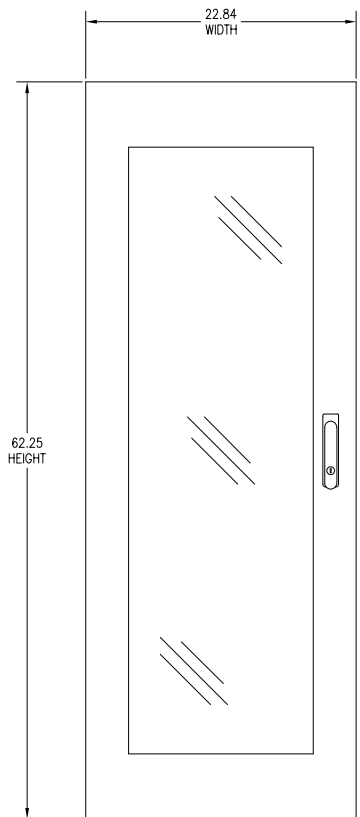
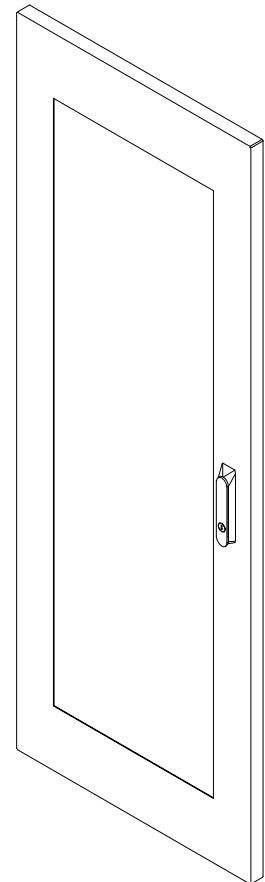
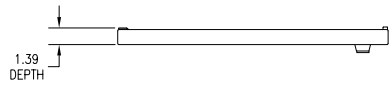
NOTES

1. To order: Append the door swing and color code to the end of the part number.

L= LH Swing
R= RH Swing

M= Black
F= Computer Gray
P= Light Gray
E= Royal Blue

Example: PDL2461LM



J I H G F E D C B A

16 15 14 13 12 11 10 9 8 7 6 5 4 3 2 1

MAY CHANGE WITHOUT NOTICE			
DESIGN	SKB	DATE	12-21-06
DO NOT SCALE	INDICATE PROJECTION		
<small>THIS DRAWING IS THE PROPERTY OF MAYVILLE PRODUCTS CORPORATION. IT IS TO BE USED ONLY FOR THE PROJECT AND SITE SPECIFICALLY IDENTIFIED HEREON. IT IS NOT TO BE REPRODUCED, COPIED, OR TRANSMITTED IN ANY FORM OR BY ANY MEANS, ELECTRONIC OR MECHANICAL, INCLUDING PHOTOCOPYING, RECORDING, OR BY ANY INFORMATION STORAGE AND RETRIEVAL SYSTEM, WITHOUT THE WRITTEN PERMISSION OF MAYVILLE PRODUCTS CORPORATION.</small>			
<small>THE ABOVE DIMENSIONS ARE APPROXIMATE AND SUBJECT TO THE VARIATIONS OF MATERIALS, MANUFACTURING TOLERANCES, AND FINISHES. DIMENSIONS TO BE USED FOR FABRICATING OR ASSEMBLING SHALL BE THE DIMENSIONS SHOWN ON THE DRAWING.</small>			DESC: PIONEER WINDOW DOOR, WITH SOLID PERIMETER, 24W_35U
DRAW NO: PDL2461			DATE NO: